

YAMAN 2000+

MONOBLOCK SNOW BLOWER


FOR INFORMATION PURPOSES, THE VALUES GIVEN MAY CHANGE




TECHNICAL DATA


ENGINE	VOLVO PENTA
ENGINE POWER	235 kW / 2200rpm
ENGINE EMISSIONS	EU Stage-V
CAPACITY	~ 2000 tonne/h
BLOWING DISTANCE	~ 25 m
CLEANING WIDTH	2900 mm
CLEANING HEIGHT	1400 mm
CUTTER DRUM DIAMETER	Ø 900 mm
FAN DIAMETER	Ø 850 mm
WEIGHT	~ 5000kg
CHIMNEY OUTLET	90° Adjustable Fan Chimney 250° Rotatable High Discharge Chimney

FOR INFORMATION PURPOSES, THE VALUES GIVEN MAY CHANGE





**Wear Resistant Hardox Drum and
Cutter Blades**




**4000 Nm Torque Adjustable / 6000 Nm Withstand
Safety Concepts**



3-Point Quick Connect System



**CAN Communication Enabled Ergonomic
Control Unit**



Power Unit



250° Rotation Capable High Discharge Chimney

FOR INFORMATION PURPOSES, THE VALUES GIVEN MAY CHANGE